

2020

For customer test results visit:
www.CrosstexBMS.com

Or call Customer Care at:
1-800-819-3336

Because you can't see sterile.™

Sterilization Compliance Calendar

Keep track of sterilization procedures to protect your practice & your patients!

How often should I perform biological monitoring?

CDC and AAMI guidelines recommend biological testing should be performed on a weekly basis.


Please check state recommendations for additional information.

Visit: cdc.gov or aami.org


In addition to weekly monitoring, practices should perform biological monitoring:

- ✓ Whenever a new type of packaging material or tray is used
- ✓ After training new sterilization personnel
- ✓ After any sterilizer repair or maintenance
- ✓ After any change in the sterilizer loading process


HELPFUL REMINDERS



Never run the BI on the first load of the day



Always run the BI on a full load if using a table top sterilizer



Sterilant penetration best monitored by placing BIs in the hardest to reach areas of sterilizer

KEY

 Place your initials over the date each week that BI testing was performed.

 **EVERY LOAD. Sure-Check™ Sterilization Pouches**
Indicators will turn from pink to brown indicating Time/Temp/Steam sterilization requirements have been met.

 **EVERY DAY. STEAMPlus™ Type 5 Integrators**
Use a check mark to indicate daily testing with a Type 5 Integrator. Moving-front technology must reach into SAFE zone to pass.

 **EVERY WEEK. ConFirm™ Biological Monitoring System**
Indicate Pass (P), Fail (F) or Invalid (I).

JANUARY

S	M	T	W	T	F	S	WEEKLY RESULTS (P/F/I)
			1	2	3	4	
5	6	7	8	9	10	11	
12	13	14	15	16	17	18	
19	20	21	22	23	24	25	
26	27	28	29	30	31		

FEBRUARY

S	M	T	W	T	F	S	WEEKLY RESULTS (P/F/I)
						1	
2	3	4	5	6	7	8	
9	10	11	12	13	14	15	
16	17	18	19	20	21	22	
23	24	25	26	27	28	29	

MARCH

S	M	T	W	T	F	S	WEEKLY RESULTS (P/F/I)
1	2	3	4	5	6	7	
8	9	10	11	12	13	14	
15	16	17	18	19	20	21	
22	23	24	25	26	27	28	
29	30	31					

APRIL

S	M	T	W	T	F	S	WEEKLY RESULTS (P/F/I)
			1	2	3	4	
5	6	7	8	9	10	11	
12	13	14	15	16	17	18	
19	20	21	22	23	24	25	
26	27	28	29	30			

MAY

S	M	T	W	T	F	S	WEEKLY RESULTS (P/F/I)
					1	2	
3	4	5	6	7	8	9	
10	11	12	13	14	15	16	
17	18	19	20	21	22	23	
24	25	26	27	28	29	30	
31							

JUNE

S	M	T	W	T	F	S	WEEKLY RESULTS (P/F/I)	
		1	2	3	4	5	6	
7	8	9	10	11	12	13		
14	15	16	17	18	19	20		
21	22	23	24	25	26	27		
28	29	30						

JULY

S	M	T	W	T	F	S	WEEKLY RESULTS (P/F/I)
			1	2	3	4	
5	6	7	8	9	10	11	
12	13	14	15	16	17	18	
19	20	21	22	23	24	25	
26	27	28	29	30	31		

AUGUST

S	M	T	W	T	F	S	WEEKLY RESULTS (P/F/I)
						1	
2	3	4	5	6	7	8	
9	10	11	12	13	14	15	
16	17	18	19	20	21	22	
23	24	25	26	27	28	29	
30	31						

SEPTEMBER

S	M	T	W	T	F	S	WEEKLY RESULTS (P/F/I)
		1	2	3	4	5	
6	7	8	9	10	11	12	
13	14	15	16	17	18	19	
20	21	22	23	24	25	26	
27	28	29	30				

OCTOBER

S	M	T	W	T	F	S	WEEKLY RESULTS (P/F/I)
				1	2	3	
4	5	6	7	8	9	10	
11	12	13	14	15	16	17	
18	19	20	21	22	23	24	
25	26	27	28	29	30	31	

NOVEMBER

S	M	T	W	T	F	S	WEEKLY RESULTS (P/F/I)
1	2	3	4	5	6	7	
8	9	10	11	12	13	14	
15	16	17	18	19	20	21	
22	23	24	25	26	27	28	
29	30						

DECEMBER

S	M	T	W	T	F	S	WEEKLY RESULTS (P/F/I)
		1	2	3	4	5	
6	7	8	9	10	11	12	
13	14	15	16	17	18	19	
20	21	22	23	24	25	26	
27	28	29	30	31			



All product names are trademarks of Crosstex International, Inc., a Cantel Medical Company, its affiliates or related companies, unless otherwise noted.

© 2019 Crosstex International, Inc. DLIT01340 Rev A 1219

(888) 276-7783 crosstex.com

